

## Concrete slab and positioning

### Concrete slab

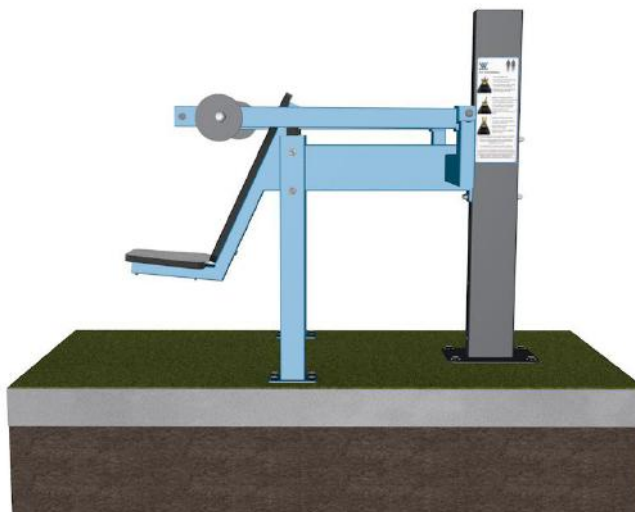
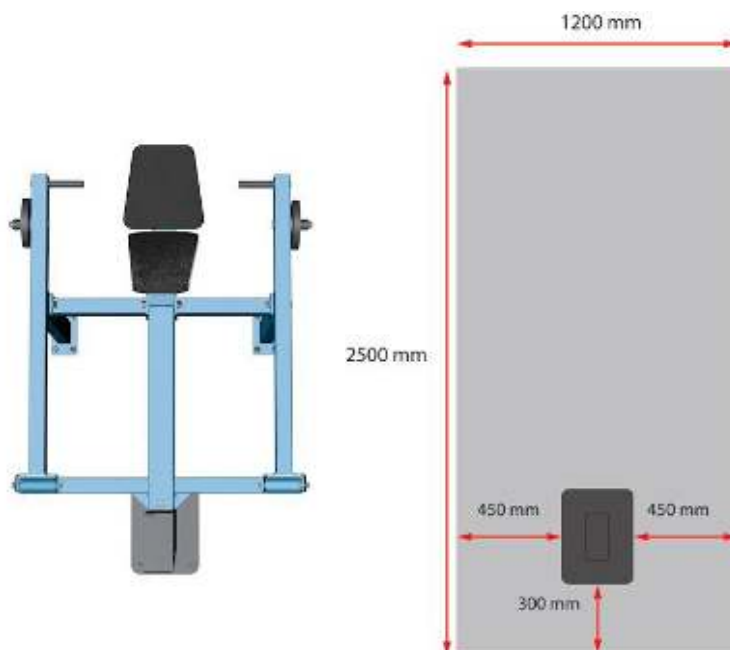
Length	2500 mm
Width	1200 mm
Thickness	120 mm

- Ground frost insulation
- Rebaring
- Adequate drying time must be ensured

### Concrete slab cast

Top surface of the concrete base must be on the ground level, max. allowed deviation = - 20 mm to compensate for the surface material thickness.

Thickness of the surface material on top of the concrete slab max. 20 mm.



## Securing the Mounting Post

The Mounting Post shall be positioned on the concrete slab according to the Positioning Diagram.

The Post must be in upright position.

### ATTENTION!

The permissible deviation is 2 mm / 1 m!

The Mounting Post must be secured with 10 x 100 mm Galvanized or Stainless Steel Concrete Screws and with M10 washers.

Tightening torque of the screws according to the manufacturers instructions.

Hardware required: 4 screws + 4 washers.



## Main Frame installation

To be secured with M16x240 (200 Nm) screws and M16 washers.

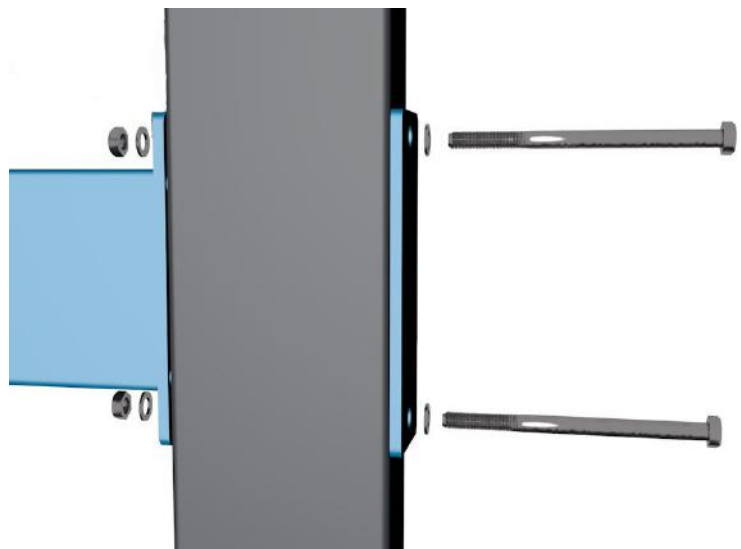
Support plate 300 x 100 x 10 mm on the other side.

Hardware required:

2 pcs M16x240 Galvanized Steel Screws

4 pcs M16 Galvanized Washers

2 pcs M16 Galvanized Steel Nuts



## Securing the main frame

Main frame shall be positioned on the concrete slab according to the positioning diagram.

Frame must be installed in upright position.

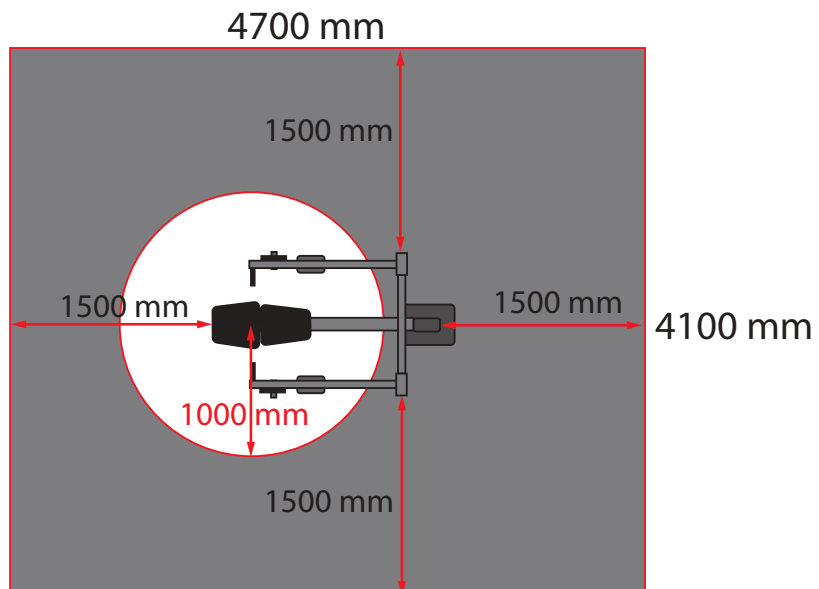

### ATTENTION!

The permissible deviation is 2 mm / 1 m!

Secure the Main Frame to the concrete slab with 10 x 100 mm Galvanized or Stainless Steel Concrete Screws and M10 washers.

Tightening torque of the screws according to the manufacturers instructions.

Hardware required:  
8 screws + 8 washers.



User and training space requirements

## **Assembly, operational and safety Inspection**

- Readability and placement of the Instruction Decal
- Mounting Post and Frame securing concrete screws
- Main Frame attachment screws
- Weight Plates locking screws
- Back Support and Seat attachment screws
- Range limiter attachments
- Device operation
- Fill in and dispatch the Inspection Report

If you notice any defect in the Product, please contact the Authorized Dealer!